

SN 60-Cell^{1,000V}


Monocrystalline PV Module

SN290M-10 SN295M-10 SN300M-10 SN305M-10



290 ~ 305 Watt

Continuously manufacturing PV modules since 1992, S-Energy is one of the most experienced module makers in the industry. More than 25 years of operating data support S-Energy's reputation as the best overall quality, performance, and value for solar investors. The cutting-edge SN-series leads the industry again in advanced design, construction, and performance. The SN-series is the ideal module for any system size in any given environment. With the quality to last the lifetime of the PV system, S-Energy's SN-series provides the confidence and assurance to each and every one of our customers.



Features



ENHANCED EXTERNAL LOAD / IMPACT

Snow Load : 5,400 Pa (30T) / 8,400 Pa (40T)
Wind Load : 2,400 Pa (30T) / 5,400 Pa (40T)
Hail Impact : 30.7m/s (speed ball)



POWER ADVANTAGE

25-year, linear power warranty
> 97.5%, nominal power for the 1st year
Positive tolerance up to +5W




PID RESISTANCE

Enhanced Potential Induced Degradation



FIRE SAFETY

UL1703 Fire Classification : Type 1, Type 2



ENVIRONMENT RESISTANCE

Tested under extreme conditions
Resistant to high levels of salt mist and ammonia
(certified by TÜV Rheinland)



AVAILABLE IN TWO THICKNESSES

Standard (30T) and 40T for more durability

Qualifications & Certifications

IEC 61215 & 61730, UL 1703, ISO 9001,
ISO 14001, OHSAS 18001, WEEE



Mechanical Characteristics

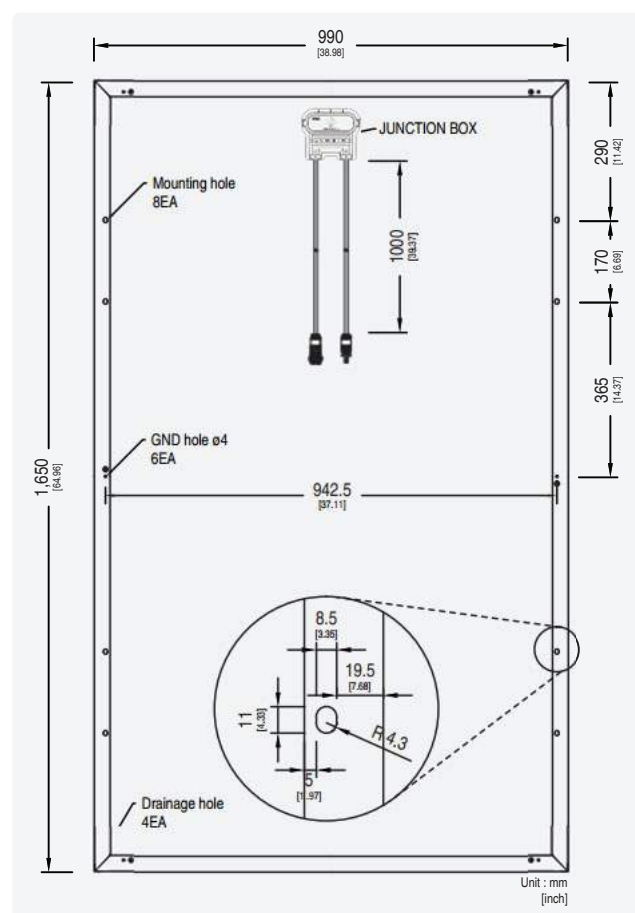
Solar Cells	Monocrystalline 156.75 x 156.75mm (6 inches)
Number of Cells	60 Cells (6x10 Matrix)
Dimensions	1,650 x 990 x 30mm (30T) / 1,650 x 990 x 40mm (40T)
Weight	16.8kg (37.04 lbs) / 17.3kg (38.14 lbs)
Front Glass	High-Transmittance Low Iron Tempered Glass
Frame	Anodized Aluminum Frame (Black)
Output Cables	PV Wire (PV1-F), 12AWG (4mm ²), Cable Length : 1,000mm
Connectors	MC4 Connectable

Warranty

Product Warranty	10-year Limited Product Warranty
Performance Warranty	Minimum Power Output for Year 1 : 97.5%
	Maximum Power Decline from Year 2 to 24 : 0.7%
	Power Output in the year 25 : 80.7%

Electrical Characteristics

STC (Irradiance 1,000W/m ² , module temperature 25°C, AM=1.5)	SN290M-10	SN295M-10	SN300M-10	SN305M-10
Rated Power (P _{max})	290W	295W	300W	305W
Voltage at P _{max} (V _{mp})	32.0V	32.4V	32.8V	33.2V
Current at P _{max} (I _{mp})	9.05A	9.10A	9.14A	9.18A
Warranted Minimum P _{max}	290W	295W	300W	305W
Short-Circuit Current (I _{sc})	9.63A	9.66A	9.68A	9.71A
Open-Circuit Voltage (V _{oc})	39.6V	39.7V	39.9V	40.1V
Module Efficiency	17.8%	18.1%	18.4%	18.7%
Operating Module Temperature	-40°C to +85°C			
Maximum System Voltage	1,000V(IEC) / 1,000V(UL)			
Maximum Series Fuse Rating	20A			
Maximum Reverse Current	20.25A			
Power Tolerance	0 ~ +5 W			

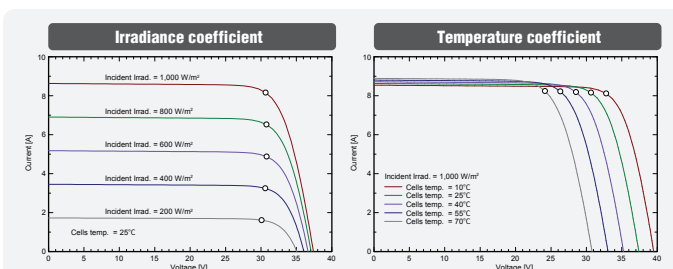


Temperature Characteristics

Temperature coefficient of I _{sc}	0.046 % / °C
Temperature coefficient of V _{oc}	-0.282 % / °C
Temperature coefficient of power	-0.394 % / °C
NOCT (T _{air} 20°C ; Irradiance 800W/m ² ; Wind 1m/s)	45±2 °C

Packing Configuration

	30T	40T
Container	40' H/C	40' H/C
Modules Per Pallet	25pcs	25pcs
Pallets Per Container	28pallets	28pallets
Modules Per Container	700pcs	700pcs



Remarks :

P_{max} measurement tolerance : ±2.5%
S-Energy uses triple AAA class simulator.
Specification subject to change without prior notice. S-Energy reserves the rights of final interpretation.
Document:SN60cell(290-300)_A11Black_5BB_UL&IEC_1000_EN_2018.02

S-Energy Co., Ltd.

3rd Fl., Miraeasset Tower, 20, Pangyoyeok-ro 241beon-gil, Bundang-gu, Seongnam-si, Gyeonggi-do, KOREA, 13494
Tel. +82-70-4339-7100 Fax. +82-70-4339-7199 E-mail. inquiry@s-energy.com

SEAI America, Inc.
(d.b.a. S-Energy America)

18022 Cowan, Irvine, CA 92614, U.S.A.
Tel. +1-949-281-7897 Fax. +1-949-281-7893 E-mail. sales.us@s-energy.com

S-Energy Japan Co., Ltd.

7F, Prime Bldg., 2-13, Hayabusacho, Chiyoda-ku, Tokyo, Japan 102-0092
Tel. +81-3-6261-3759 Fax. +81-3-6261-3769 E-mail. sales_jp@s-energy.com